

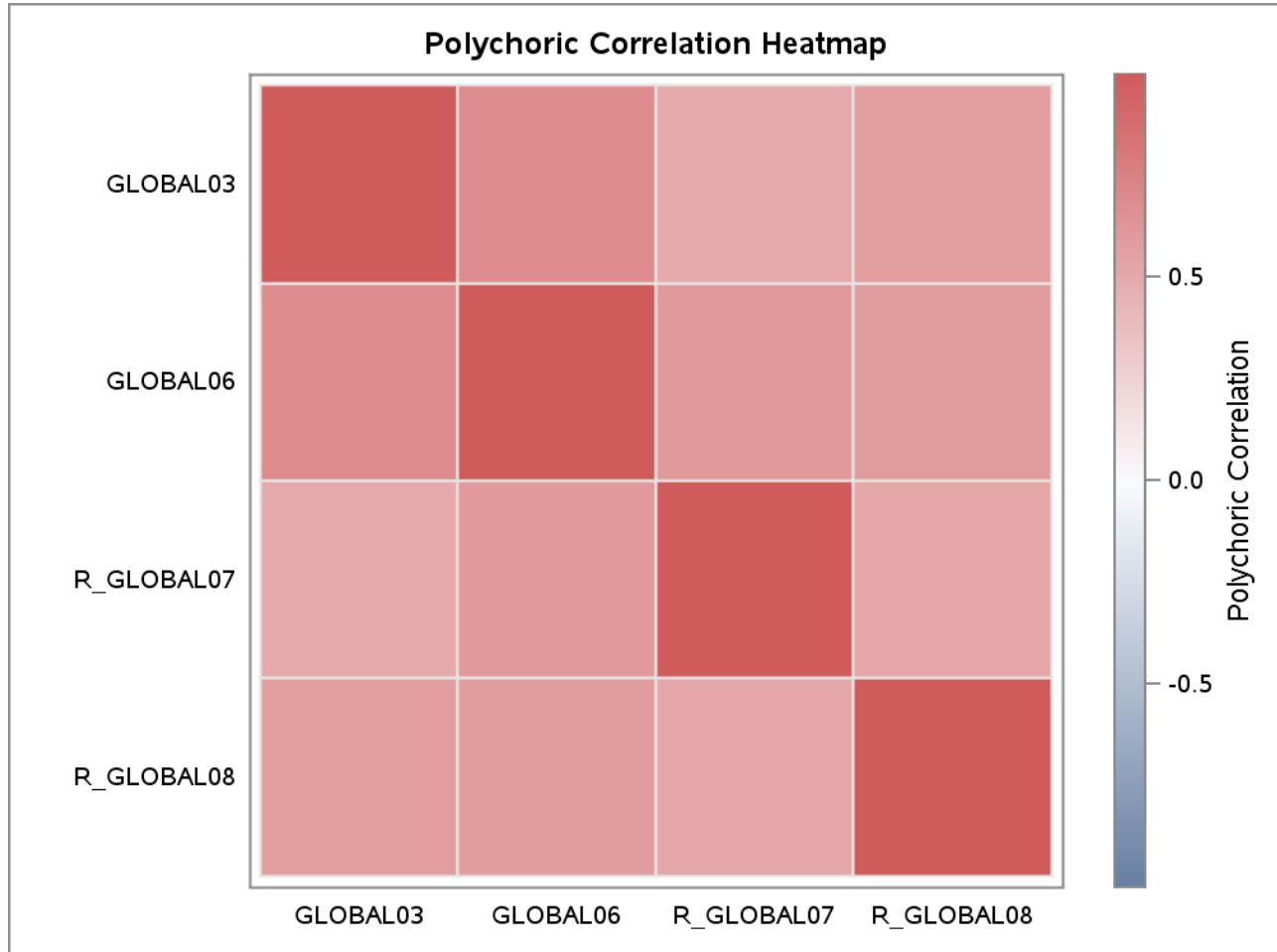
**PROC IRT EXAMPLE USING PROMIS GLOBAL PHYSICAL HEALTH SCALE****The IRT Procedure**

Modeling Information	
Data Set	WORK.PROMIS
Link Function	Logit
Response Model	Graded Response Model
Number of Items	4
Number of Factors	1
Number of Observations Read	21133
Number of Observations Used	21109
Estimation Method	Marginal Maximum Likelihood

Item Information		
Item	Levels	Values
GLOBAL03	5	1 2 3 4 5
GLOBAL06	5	1 2 3 4 5
R_GLOBAL07	5	1 2 3 4 5
R_GLOBAL08	5	1 2 3 4 5

# PROC IRT EXAMPLE USING PROMIS GLOBAL PHYSICAL HEALTH SCALE

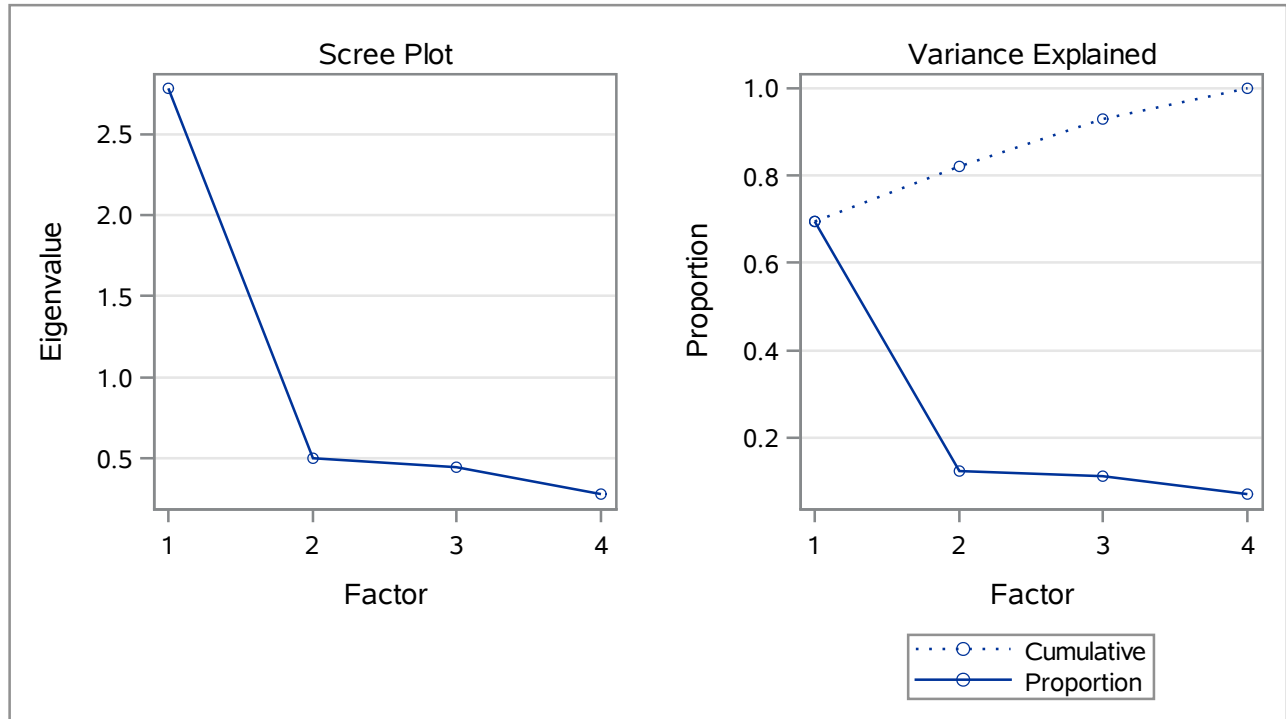
## The IRT Procedure



Eigenvalues of the Polychoric Correlation Matrix				
	Eigenvalue	Difference	Proportion	Cumulative
1	2.78088292	2.28260173	0.6952	0.6952
2	0.49828120	0.05496476	0.1246	0.8198
3	0.44331643	0.16579699	0.1108	0.9306
4	0.27751945		0.0694	1.0000

## PROC IRT EXAMPLE USING PROMIS GLOBAL PHYSICAL HEALTH SCALE

## The IRT Procedure



## PROC IRT EXAMPLE USING PROMIS GLOBAL PHYSICAL HEALTH SCALE

## The IRT Procedure

Optimization Information	
Optimization Technique	Quasi-Newton
Likelihood Approximation	Adaptive Gauss-Hermite Quadrature
Number of Quadrature Points	11
Number of Free Parameters	20

Iteration History				
Iteration	Evaluations	Objective Function	Change	Max Gradient
0	2	4.82180426	4.82180426	0.116471
1	4	4.68705018	-0.13475408	0.050284
2	6	4.60119854	-0.08585163	0.043786
3	8	4.53344408	-0.06775446	0.02621
4	10	4.50233250	-0.03111159	0.018059
5	14	4.48327739	-0.01905511	0.018153
6	17	4.47037982	-0.01289756	0.021557
7	20	4.46435760	-0.00602222	0.00989
8	22	4.46135927	-0.00299834	0.023187
9	24	4.45774534	-0.00361393	0.006747
10	27	4.45567848	-0.00206686	0.008262
11	30	4.45427967	-0.00139881	0.004953
12	33	4.45354559	-0.00073408	0.003434
13	35	4.45253008	-0.00101552	0.004023
14	38	4.45198034	-0.00054973	0.003127
15	40	4.45133370	-0.00064664	0.004054
16	43	4.45111381	-0.00021989	0.001272
17	46	4.45103803	-0.00007578	0.000882
18	48	4.45096551	-0.00007252	0.001529
19	50	4.45094586	-0.00001965	0.002083
20	54	4.45089543	-0.00005043	0.00059
21	57	4.45086716	-0.00002826	0.000535
22	59	4.45085722	-0.00000995	0.000652
23	61	4.45084258	-0.00001464	0.000291
24	64	4.45083763	-0.00000495	0.000253
25	66	4.45083008	-0.00000755	0.000159
26	69	4.45082909	-0.00000100	0.000096
27	72	4.45082871	-0.00000037	0.00008

**PROC IRT EXAMPLE USING PROMIS GLOBAL PHYSICAL HEALTH SCALE****The IRT Procedure**

Iteration History				
Iteration	Evaluations	Objective Function	Change	Max Gradient
28	76	4.45082774	-0.00000098	0.000095
29	79	4.45082740	-0.00000034	0.000058
30	82	4.45082725	-0.00000014	0.000017
31	85	4.45082724	-0.00000001	5.312E-6

Convergence criterion (GCONV=.000000010) satisfied.

**PROC IRT EXAMPLE USING PROMIS GLOBAL PHYSICAL HEALTH SCALE****The IRT Procedure**

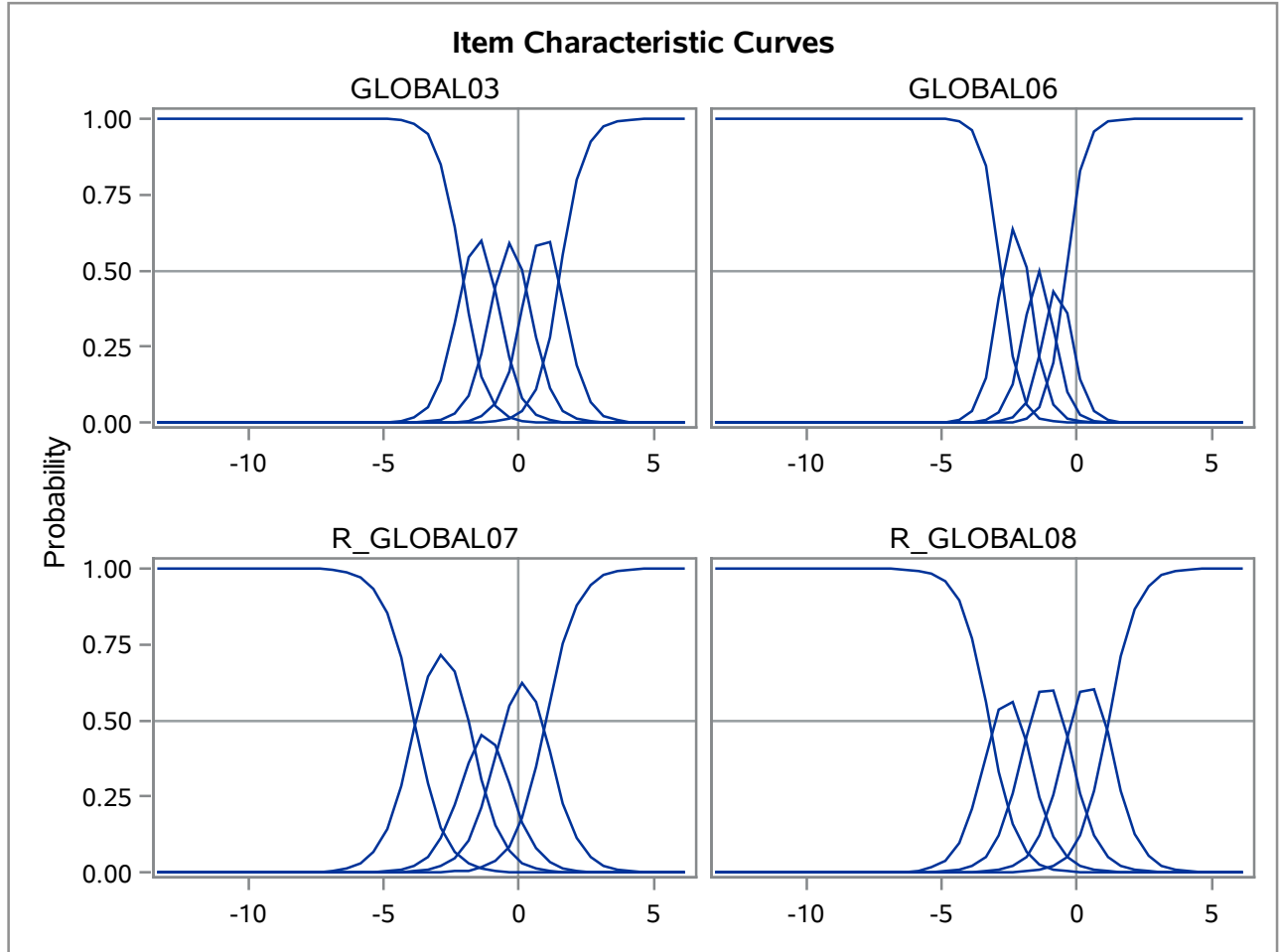
<b>Model Fit Statistics</b>	
<b>Log Likelihood</b>	-93952.51226
<b>AIC (Smaller is Better)</b>	187945.02452
<b>BIC (Smaller is Better)</b>	188104.17361

**PROC IRT EXAMPLE USING PROMIS GLOBAL PHYSICAL HEALTH SCALE****The IRT Procedure**

Item Parameter Estimates				
Item	Parameter	Estimate	Standard Error	Pr >  t
GLOBAL03	Threshold 1	-2.11121	0.02384	<.0001
	Threshold 2	-0.88984	0.01320	<.0001
	Threshold 3	0.28662	0.01081	<.0001
	Threshold 4	1.54106	0.01797	<.0001
	Slope	2.31280	0.03529	<.0001
GLOBAL06	Threshold 1	-2.79487	0.03648	<.0001
	Threshold 2	-1.77480	0.01897	<.0001
	Threshold 3	-1.04318	0.01311	<.0001
	Threshold 4	-0.39592	0.01024	<.0001
	Slope	2.99310	0.05696	<.0001
R_GLOBAL07	Threshold 1	-3.86475	0.06886	<.0001
	Threshold 2	-1.80237	0.02297	<.0001
	Threshold 3	-0.67350	0.01367	<.0001
	Threshold 4	0.99278	0.01566	<.0001
	Slope	1.74960	0.02632	<.0001
R_GLOBAL08	Threshold 1	-3.23345	0.04714	<.0001
	Threshold 2	-1.87168	0.02260	<.0001
	Threshold 3	-0.35798	0.01193	<.0001
	Threshold 4	1.16464	0.01621	<.0001
	Slope	1.90616	0.02835	<.0001

# PROC IRT EXAMPLE USING PROMIS GLOBAL PHYSICAL HEALTH SCALE

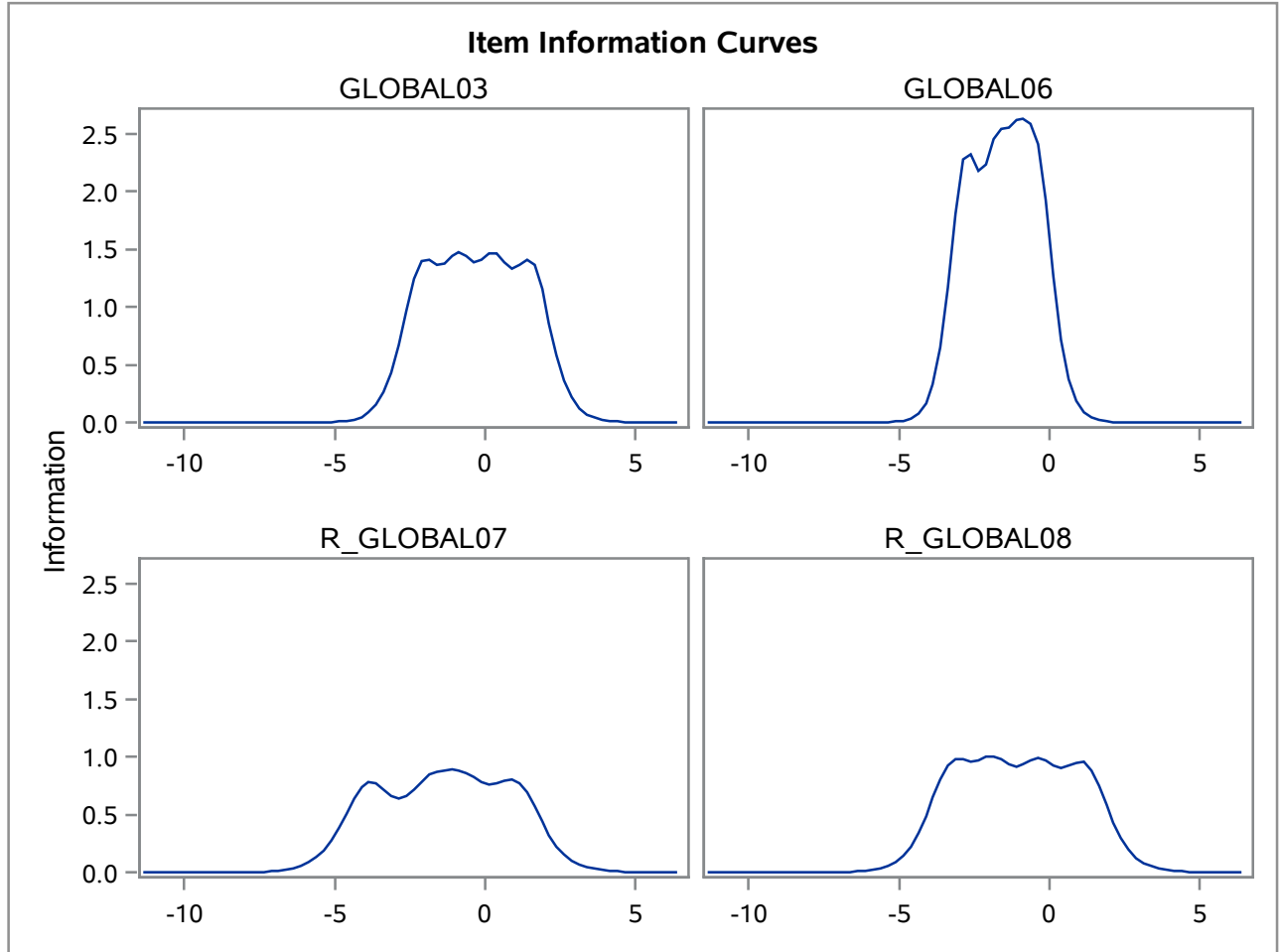
## The IRT Procedure





# PROC IRT EXAMPLE USING PROMIS GLOBAL PHYSICAL HEALTH SCALE

## The IRT Procedure



# PROC IRT EXAMPLE USING PROMIS GLOBAL PHYSICAL HEALTH SCALE

## The IRT Procedure

